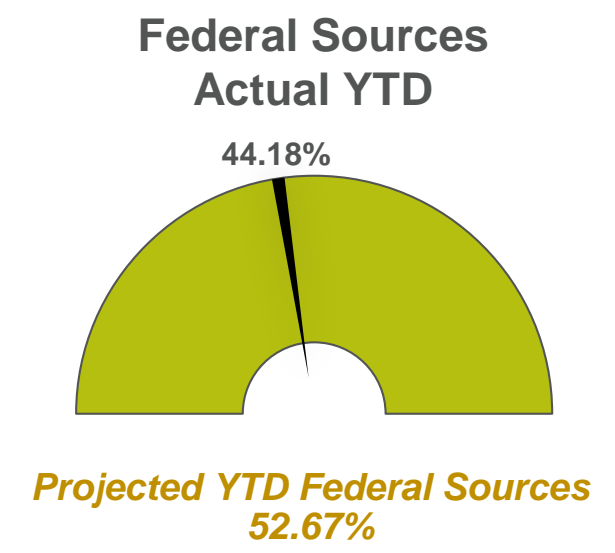
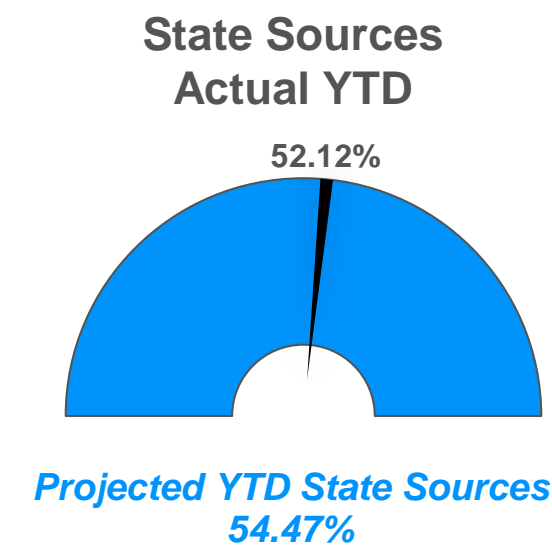
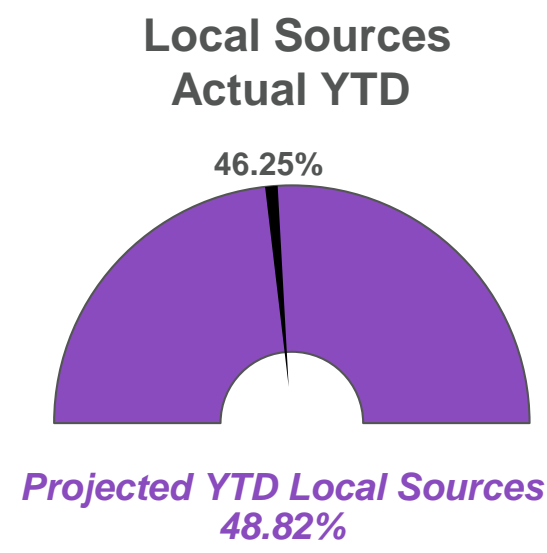
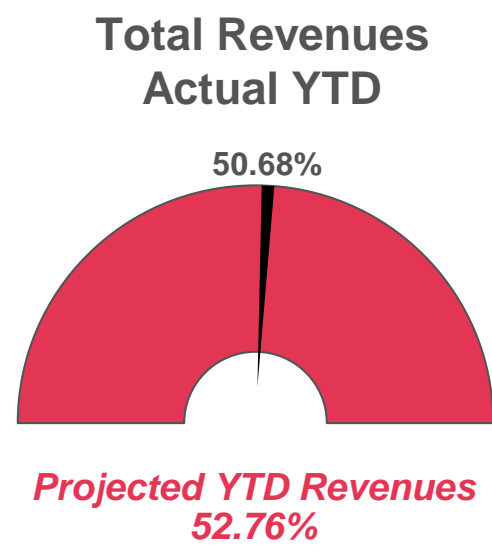


Woodland SD General Fund Revenues | Dashboard Summary

For the Period Ending March 31, 2021



Revenue Analysis

Top 10 Sources of Revenue (YTD)	
Apportionment	\$11,816,386
Special Purpose - Unassigned	\$4,765,205
Local Property Tax	\$2,437,644
Special Purpose - OSPI Unassigned	\$1,055,918
Program Participation - Unassigned	\$524,753
State Forests	\$328,884
Local Effort Assistance	\$216,929
Timber Excise Tax	\$146,572
Federal Grants Through Other Entities - Unassigned	\$97,531
Private Foundation	\$76,925
Percent of Total Revenues YTD	99.36%

